



FL INDUSTRY LITIGATION REPORT

Q3 2023

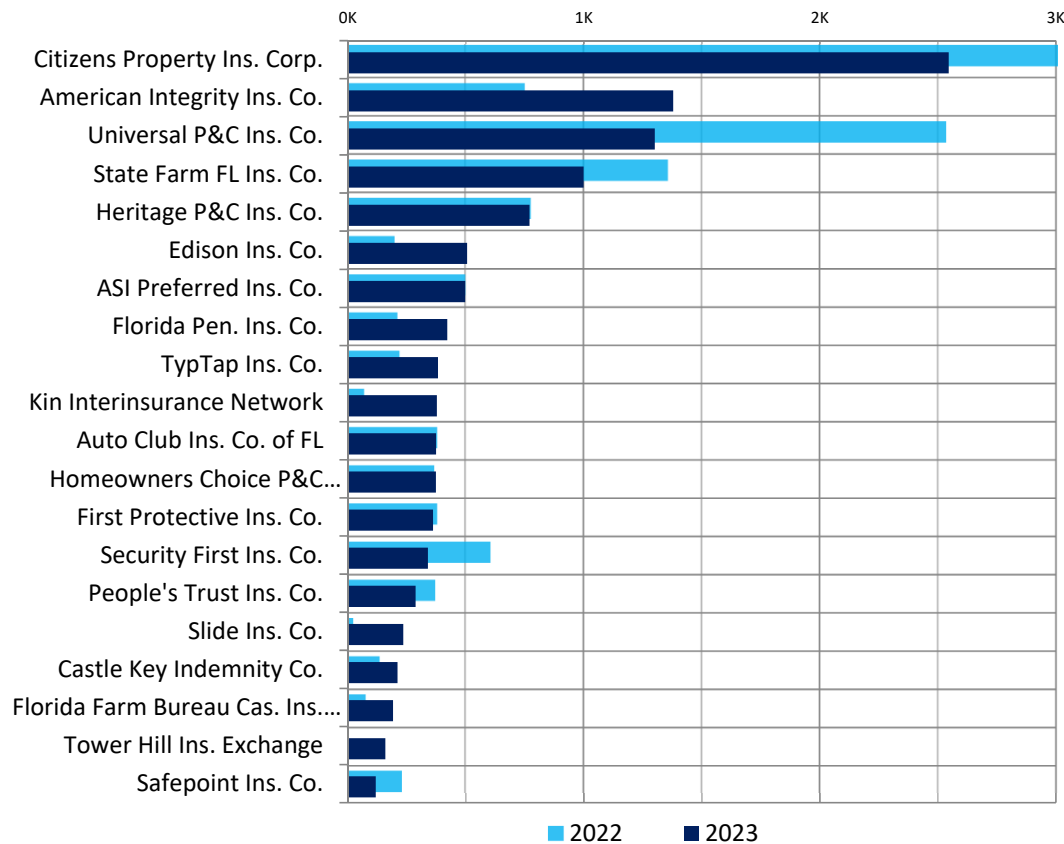
9/30/2023

**Suits Served figures shown throughout include all Lines of Business*

A business of Marsh McLennan

Top 20 FL Domestic Property Writers

YOY Suits Served July 1st – September 30th

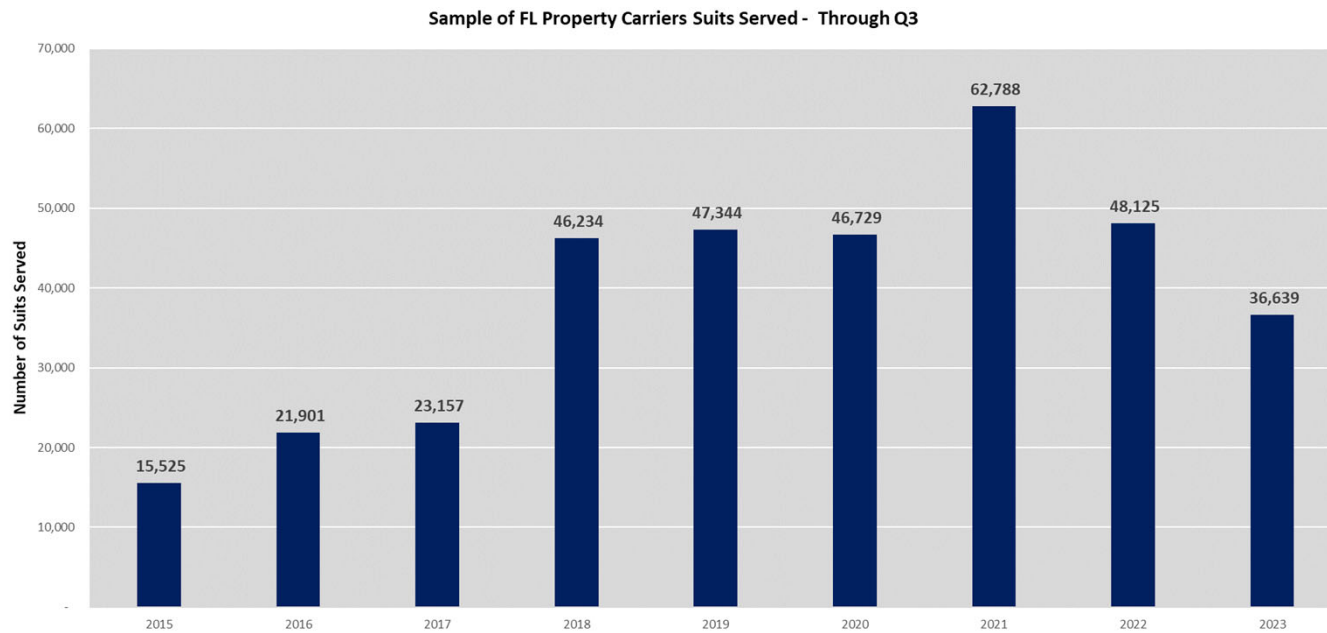


Suits In Q3 are down 18% YOY

- 13,011 suits in Q3 2023
- 15,887 suits in Q3 2022
- Important to note: total notices of intent to litigate of 17,393 in Q3 2023
- Total notices of intent to litigate of 12,109 in Q2 2023

Sample of FL Property Carriers

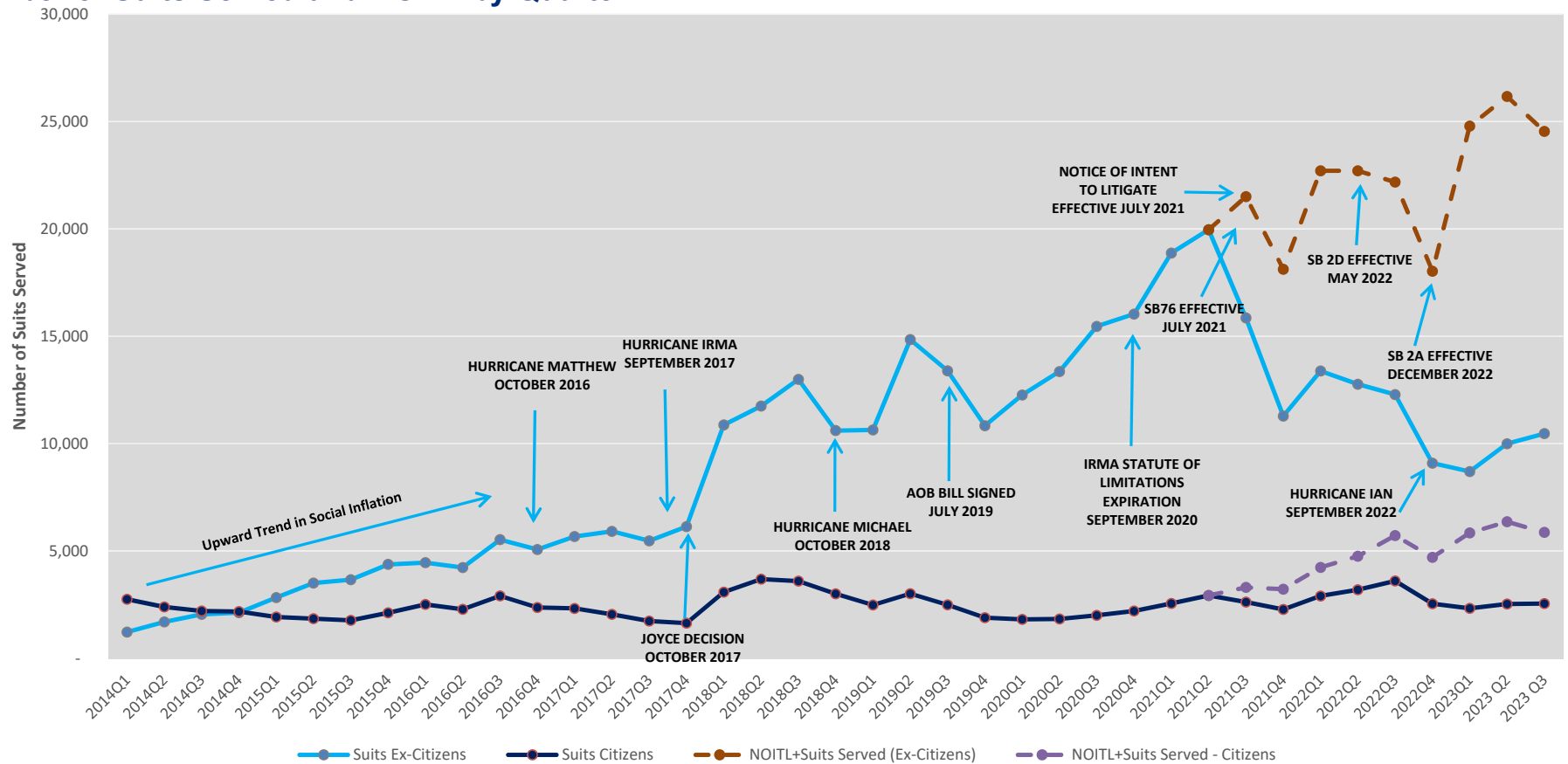
Suits Served – Through Q3



- Suits through Q3 are down 24% YOY
- Suits through Q3 are down 42% from 2021

Sample of FL Property Carriers

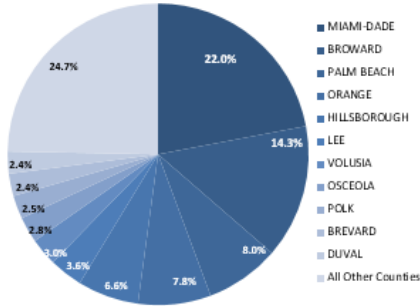
Number of Suits Served and NOITL by Quarter



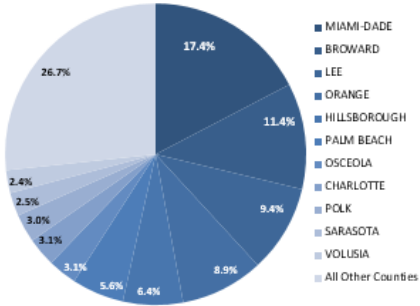
Sample of FL Property Carriers

Number of Suits Served by County

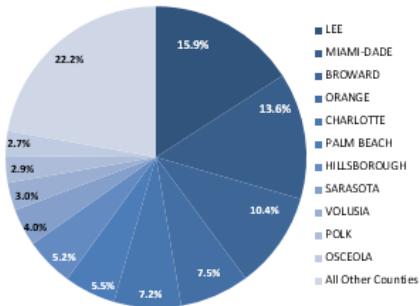
2022 Q4



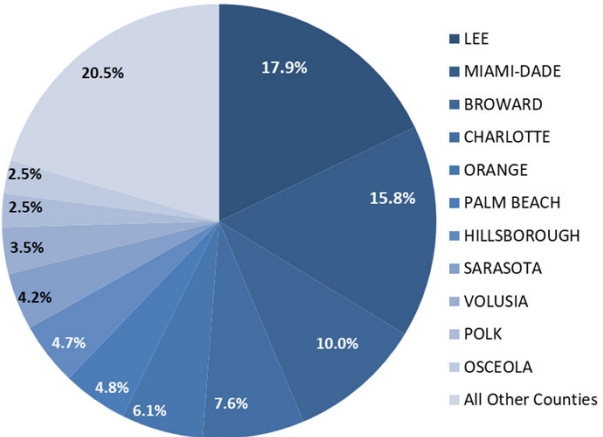
2023 Q1



2023 Q2

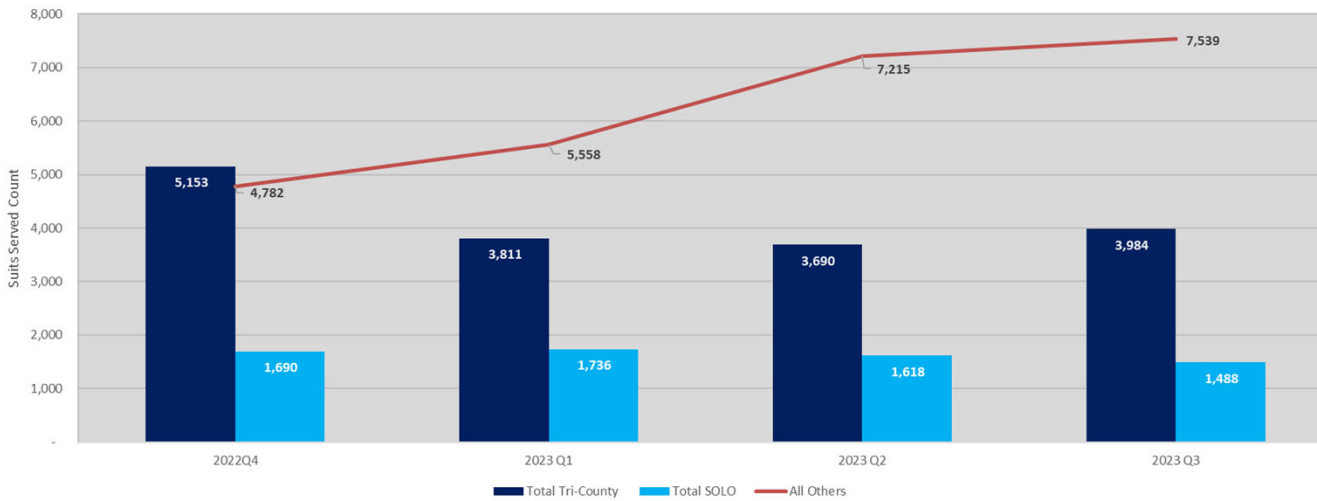


2023 Q3



Suits Served – Tri-County vs SOLO vs All Other Counties

Suits Served - Tri-County vs SOLO vs All Other Counties



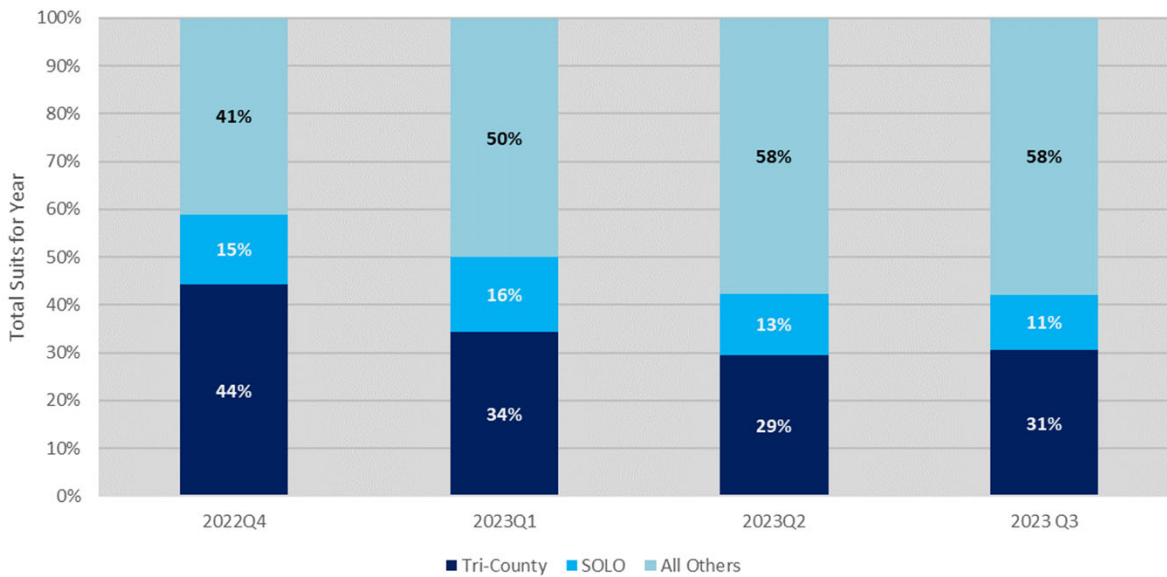
- Tri-County includes Miami-Dade, Palm Beach, & Broward
- SOLO includes Seminole, Orange, Lake, & Osceola

Lee County has the most suits with 18% (2,326)

- Miami-Dade – 16%
- Broward County – 10%
- Orange County – 8%
- Palm Beach – 6%

Suits Served – Tri-County vs SOLO vs All Other Counties %

Suits Served - Tri-County vs SOLO vs All Other Counties (%)



- Tri-County includes Miami-Dade, Palm Beach, & Broward
- SOLO includes Seminole, Orange, Lake, & Osceola

All Other Counties encompass bulk of suits, due to uptick in Lee County

- All Others – 58%
- Tri-County – 31%
- SOLO – 11%

Notice of Intent to Litigate

(Suits Served and NOITL's YOY Comparison) – Through Q3

	2021			2022			2023		
	Suits Served	NOITL's	Total '21	Suits Served	NOITL's	Total '22	Suits Served	NOITL's	Total '23
January	6,630		6,630	5,685	3,234	8,919	3,698	6,046	9,744
February	7,311		7,311	5,039	3,312	8,351	3,806	6,408	10,214
March	7,484		7,484	5,559	4,108	9,667	3,601	7,147	10,748
April	7,817		7,817	5,657	3,654	9,311	3,394	6,197	9,591
May	7,029		7,029	4,990	3,891	8,881	4,404	7,022	11,426
June	8,047		8,047	5,308	3,964	9,272	4,725	6,787	11,512
July	8,247	1,607	9,854	5,202	3,751	8,953	4,480	5,654	10,134
August	5,394	2,360	7,754	5,494	4,499	9,993	4,552	6,397	10,949
September	4,829	2,367	7,196	5,191	3,859	9,050	3,979	5,342	9,321
Total	62,788	6,334	69,122	48,125	34,272	82,397	36,639	57,000	93,639
	% Change			-23.4%	NA	19.2%	-23.9%	66.3%	13.6%
	Change (Count)			(14,663)	27,938	13,275	(11,486)	22,728	11,242

Notice of Intent to Litigate – 2023 Q3

(By FL Carrier – Top 20)

Florida DFS - Notice of Intent to Litigate - 2023Q3				
Company	July-23	Aug-23	Sept-23	2023Q3 Total
Citizens Property Ins. Corp.	1,024	1,204	1,089	3,317
Universal P&C Ins. Co.	692	809	732	2,233
American Integrity Ins. Co.	622	718	551	1,891
State Farm FL Ins. Co.	408	422	401	1,231
Heritage P&C Ins. Co.	341	355	311	1,007
ASI Preferred Ins. Co.	195	281	161	637
First Protective Ins. Co.	206	236	144	586
Edison Ins. Co.	197	201	131	529
TypTap Ins. Co.	175	200	151	526
Florida Pen. Ins. Co.	180	194	142	516
Homeowner's Choice P&C Ins. Co.	150	179	141	470
Kin Interinsurance Network	166	167	135	468
Slide Ins. Co.	123	155	153	431
Castle Key Indemnity Co.	114	148	129	391
Tower Hill Ins. Exchange	130	140	105	375
Security First Ins. Co.	126	118	122	366
People's Trust Ins. Co.	79	123	100	302
Cypress P&C Ins. Co.	76	73	49	198
Safepoint Ins. Co.	69	74	54	197
Monarch National Ins. Co.	47	71	67	185
Top 20 Total	5,120	5,868	4,868	15,856
Grand total	5,654	6,397	5,342	17,393

Public information obtained from the Florida DFS

Notice of Intent to Litigate

Since Inception (July 1st, 2021 - By FL Carrier)

First 30 Carriers

Carrier	2021 Q3 Total	2021 Q4 Total	2022 Q1 Total	2022 Q2 Total	2022 Q3 Total	2022 Q4 Total	2023 Q1 Total	2023 Q2 Total	July-23	Aug-23	Sept-23	2023 Q3 Total	Grand Total
Citizens Property Ins. Corp.	685	943	1,328	1,566	2,115	2,162	3,514	3,832	1,024	1,204	1,089	3,317	19,462
Universal P&C Ins. Co.	1,166	1,551	1,857	1,986	1,998	1,732	2,326	2,338	692	809	732	2,233	17,187
American Integrity Ins. Co. of FL	338	516	866	1,027	929	852	1,975	2,277	622	718	551	1,891	10,671
State Farm FL Ins. Co.	379	491	753	1,026	1,255	1,100	1,286	1,293	408	422	401	1,231	8,814
Heritage P&C Ins. Co.	325	333	471	448	442	479	1,084	1,220	341	355	311	1,007	5,809
United P&C Ins. Co.	393	457	693	714	1,006	668	1,031	-	-	-	-	-	4,962
ASI Preferred Ins. Co.	215	272	435	491	585	482	840	738	195	281	161	637	4,695
First Protective Ins. Co.	119	167	191	258	282	330	723	833	206	236	144	586	3,489
Secuirty First Ins. Co.	291	311	423	431	404	294	426	416	126	118	122	366	3,362
Homeowner's Choice P&C Ins. Co.	174	209	279	296	228	262	394	507	150	179	141	470	2,819
TypTap Ins. Co.	85	104	170	181	237	271	535	542	175	200	151	526	2,651
Edison Ins. Co.	62	71	94	115	137	152	584	653	197	201	131	529	2,397
Florida Peninsula Ins. Co.	93	97	143	129	149	127	421	632	180	194	142	516	2,307
People's Trust Ins. Co.	92	163	199	175	208	126	377	379	79	123	100	302	2,021
Castle Key Indemnity Co.	43	67	97	147	178	257	307	382	114	148	129	391	1,869
Kin Interinsurance Network	22	31	30	67	112	146	424	542	166	167	135	468	1,842
Tower Hill Signature Ins. Co.	135	124	206	233	234	193	317	243	6	-	-	6	1,691
Family Security Ins. Co.	274	315	484	514	-	-	-	-	-	-	-	-	1,587
Slide Ins. Co.	-	-	-	-	91	150	437	451	123	155	153	431	1,560
Safepoint Ins. Co.	88	96	152	133	161	112	194	248	69	74	54	197	1,381
Olympus Ins. Co.	110	109	142	130	126	85	186	224	55	57	64	176	1,288
Tower Hill Preferred Ins. Co.	52	72	98	96	121	117	192	144	45	51	38	134	1,026
American Traditions Ins. Co.	29	60	89	81	94	90	224	176	49	56	46	151	994
Cypress P&C Ins. Co.	36	41	50	70	104	97	168	206	76	73	49	198	970
FedNat Ins. Co.	148	158	212	226	224	-	-	-	-	-	-	-	968
Castle Key Ins. Co.	49	58	95	121	131	108	109	124	38	37	29	104	899
American Strategic Ins. Corp.	35	40	52	51	70	118	182	184	66	56	42	164	896
Southern Oak Ins. Co.	39	46	45	78	63	102	215	173	54	35	38	127	888
Tower Hill Prime Ins. Co.	98	87	108	97	98	55	122	99	35	41	28	104	868
Tower Hill Insurance Exchange	-	-	-	-	-	56	188	230	130	140	105	375	849
First 30 Total	5,575	6,989	9,762	10,887	11,782	10,723	18,781	19,086	5,421	6,130	5,086	16,637	99,499
Grand Total	6,262	7,784	10,654	11,509	12,109	11,105	19,601	20,006	5,654	6,397	5,342	17,393	105,318

Notice of Intent to Litigate

Since Inception (July 1st, 2021 - By FL Carrier)

Final 31 Carriers

Carrier	2021 Q3 Total	2021 Q4 Total	2022 Q1 Total	2022 Q2 Total	2022 Q3 Total	2022 Q4 Total	2023 Q1 Total	2023 Q2 Total	July-23	Aug-23	Sept-23	2023 Q3 Total	Grand Total
Southern Fidelity Ins. Co.	160	209	245	220	-	-	-	-	-	-	-	-	834
Monarch National Ins. Co.	7	5	9	19	10	73	161	233	47	71	67	185	702
Auto Club Ins. Co. of FL	32	25	37	45	51	58	125	152	36	34	35	105	630
Centauri Specialty Ins. Co.	23	22	42	56	54	50	100	84	29	30	23	82	513
Universal NA Ins. Co.	7	51	86	84	55	47	63	55	14	20	15	49	497
St. Johns Ins. Co.	170	162	130	-	-	-	-	-	-	-	-	-	462
Avatar P&C Ins. Co.	103	132	136	-	-	-	-	-	-	-	-	-	371
First Community Ins. Co.	33	31	30	26	32	22	47	57	10	15	20	45	323
Safe Harbor Ins. Co.	14	29	28	25	13	26	54	56	13	9	5	27	272
Progressive Property Ins. Co.	32	20	18	26	21	17	42	49	10	13	9	32	257
Vyrd Insurance Co.	-	-	-	-	4	13	55	65	23	25	27	75	212
ASI Assurance Corp.	12	8	10	14	7	9	34	18	8	7	4	19	131
American Coastal Ins. Co.	10	3	8	13	14	11	10	21	10	9	19	38	128
US Coastal P&C Ins. Co.	17	14	11	7	13	7	24	21	4	3	2	9	123
Florida Family Ins. Co.	4	10	11	9	11	9	23	19	6	6	3	15	111
Lighthouse P&C Ins. Co.	18	23	37	16	-	-	-	-	-	-	-	-	94
Nationwide Ins. Co. of FL	11	12	14	10	6	7	14	15	1	2	-	3	92
Florida Farm Bureau Casualty Ins. Co.	6	3	1	3	5	10	18	10	3	3	2	8	64
American Platinum P&C Ins. Co.	-	2	2	5	1	5	17	10	3	2	6	11	53
First Floridian Auto & Home Ins. Co.	4	6	3	4	3	2	10	10	1	5	3	9	51
Weston P&C Ins. Co.	10	7	8	13	3	-	-	-	-	-	-	-	41
Vault Reciprocal Exchange	1	3	3	9	1	1	3	7	2	6	4	12	40
Privilege Underwriters Insurance Exchange	1	3	2	3	3	4	7	7	3	1	5	9	39
Anchor P&C Ins. Co.	9	8	5	4	7	2	-	-	-	-	-	-	35
Stillwater P&C Ins. Co.	-	2	4	4	2	3	-	11	4	2	1	7	33
Capacity Ins. Co.	2	1	7	2	4	5	3	5	1	-	-	1	30
American Mobile Ins. Exchange	-	-	-	-	-	-	9	9	3	3	4	10	28
ASI Home Ins. Corp.	-	1	2	3	6	1	-	5	-	-	-	-	18
American Modern Ins. Co. of FL	-	-	2	1	1	-	1	1	-	-	1	1	7
Maison Ins. Co.	1	3	1	1	-	-	-	-	-	-	-	-	6
Trusted Resource Underwriters Exchange	-	-	-	-	-	-	-	-	2	1	1	4	4
Final 31 Total	687	795	892	622	327	382	820	920	233	267	256	756	5,819
Grand Total	6,262	7,784	10,654	11,509	12,109	11,105	19,601	20,006	5,654	6,397	5,342	17,393	105,318

Suits Served by Attorney– 2023 Q3

(Top 20)

Suits Served - Sample of FL Property Writers 2023Q3 by Attorney (Top 20 in 2023Q3)								
Attorney	Suits Served				NOITL			
	July-23	Aug-23	Sept-23	2023Q3 Total	July-23	Aug-23	Sept-23	2023Q3 Total
ROBERT F GONZALEZ	315	214	142	671	36	19	-	55
MICHELLE C LOPEZ	155	229	169	553	-	-	-	-
ARIE BRUK, ASSISTANT	208	169	109	486	-	-	-	-
THOMAS J MORGAN	130	145	105	380	-	-	-	-
LEO A. MANZANILLA	78	91	112	281	92	94	54	240
GREGORY GREENBERG	74	57	72	203	-	-	-	-
CHAD L CHRISTENSEN	140	22	36	198	-	-	-	-
ROSEMARIE ANGELLA WILDMAN	46	86	63	195	1	-	-	1
SAMANTHA ELIZABETH HABERMEHL	53	87	36	176	-	-	-	-
GRANT KRAPF	69	42	64	175	89	72	68	229
ANTHONY LOPEZ	51	60	59	170	-	-	-	-
FAITH EVERETT	45	56	59	160	-	-	-	-
CHRIS SCOTT KADY	48	51	55	154	-	-	-	-
JORDAN MEJEUR	41	68	44	153	-	-	-	-
JORDAN B FERTEL	45	58	40	143	-	1	-	1
PETER JOHN MINEO	61	48	34	143	-	-	-	-
ANDREW VARGAS, ESQ.	76	33	33	142	1	2	5	8
JASIEL TABARES, ATTORNEY	27	66	48	141	16	22	12	50
MARGARET E GARNER	29	62	29	120	-	-	-	-
JESUS DAVID MOISES	32	43	40	115	-	-	-	-
Top 20 Total	1,723	1,687	1,349	4,759	235	210	139	584
FL Property Writer Total	4,480	4,552	3,979	13,011	5,654	6,397	5,342	17,393
% of FL Property Writer Total	38.5%	37.1%	33.9%	36.6%	4.2%	3.3%	2.6%	3.4%

Public information obtained from the Florida DFS

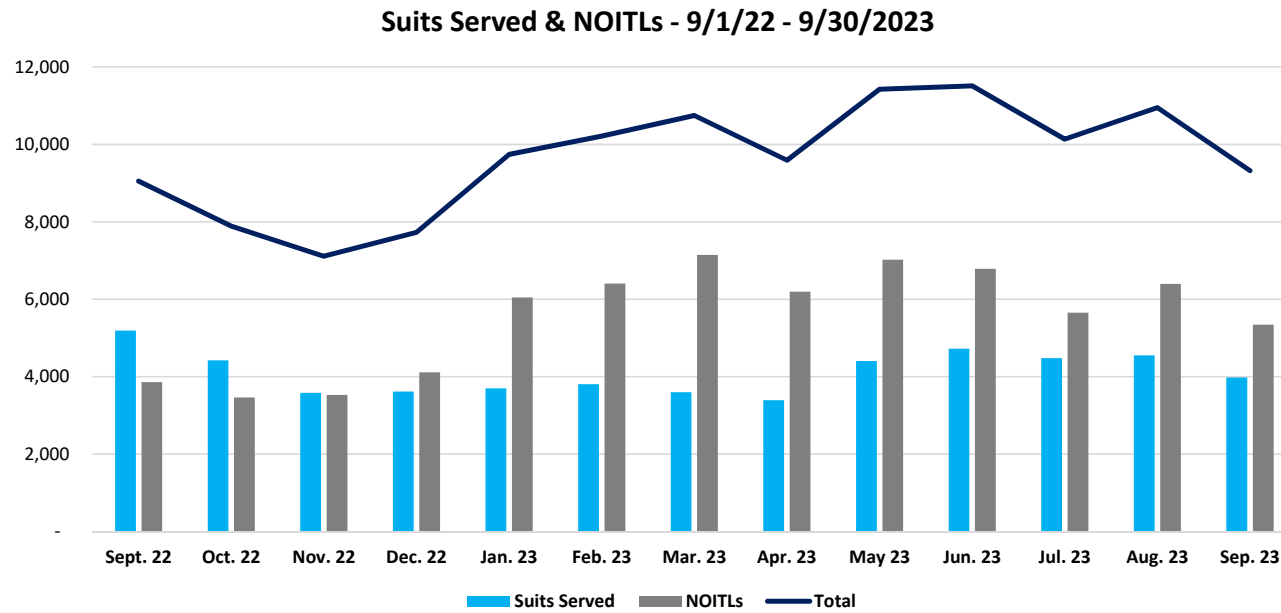
NOITL by Attorney– 2023 Q3

(Top 20)

Florida DFS - Notice of Intent to Litigate - 2023Q3					
Plaintiff Attorney	Law Firm	July-23	Aug-23	Sept-23	2023Q3 Total
Sapir Elazar	WEK Law	130	179	213	522
Mario Molina	Property Litigation Group	155	145	170	470
Leo Manzanilla	MSPG Law Group	92	94	54	240
Lynn Brauer	Florida Insurance Law Group LLC	87	65	80	232
Grant Krapf	Krapf Legal, P.A.	89	72	68	229
Hans Kennon	Morgan & Morgan	50	92	83	225
Sadie Naveo	Florida Insurance Law Group, LLC	68	61	90	219
Daniel Grande	Grande Law, P.A.	58	54	81	193
Kenneth Duboff	Duboff Law Firm	37	108	46	191
Milton Grey	Insurance Litigation Group, P.A.	51	61	53	165
Zaf Goss	Habermehl Millard Goss LLP	78	48	34	160
Corey Justus	Payne Law, PLLC	17	74	61	152
Daniel Ilani	The Property People FL, P.A.	58	48	38	144
Edward de la Osa	De la Osa Damage Lawyers P.A.	32	24	86	142
John Salcedo	Mineo Salcedo Law Firm	37	63	40	140
Daniel Gross	Moises Gross, PLLC	56	49	33	138
Cristian Zelaya	Blacksten, Zelaya, & Perez PLLC	38	26	55	119
Alexandra Ramon	Ramon, Rodriquez, Blanco-Herrera LLP.	12	25	65	102
James Constable	Constable Law, P.A.	37	42	21	100
Edgar Kelly	Kelly Law Office	23	43	33	99
Top 20 Total		1,205	1,373	1,404	3,982
Grand Total		5,654	6,397	5,342	17,393

NOITL & Suits Served by Month

Post-Hurricane Ian



Suits Served Ranked by Total Suits

Last 5 Years (Through Q3) – First 33 Carriers

Company	2018 Total	2019 Total	2020 Total	2021 Total	2022 Total	2023 Total	5-Year Total
Citizens Property Ins. Corp.	10,357	7,981	5,648	8,098	9,696	7,402	38,825
Universal P&C Ins. Co.	9,020	6,522	5,357	9,077	8,040	4,302	33,298
American Integrity Ins. Co.	1,388	1,822	2,596	3,721	2,138	3,434	13,711
Heritage P&C Ins. Co.	1,758	2,986	2,940	3,000	2,255	2,185	13,366
State Farm FL Ins. Co.	872	1,424	1,589	2,834	3,637	2,967	12,451
United P&C Ins. Co.	2,090	2,211	3,201	3,649	2,484	398	11,943
Security First Ins. Co.	1,954	2,477	2,612	2,394	1,932	1,006	10,421
Homeowners Choice P&C Ins. Co.	1,727	1,376	1,134	1,675	1,053	944	6,182
Florida Pen. Ins. Co.	1,623	1,701	1,530	1,283	665	973	6,152
ASI Preferred Ins. Co.	309	619	805	1,318	1,541	1,495	5,778
First Protective Ins. Co.	374	859	1,111	1,612	1,127	996	5,705
People's Trust Ins. Co.	1,262	1,249	1,152	1,330	1,089	856	5,676
FedNat Ins. Co.	1,228	1,529	1,233	1,766	901	-	5,429
Family Security Ins. Co.	78	133	934	2,238	1,527	-	4,832
Souther Fidelity Ins. Co.	342	670	943	1,950	927	-	4,490
Tower Hill Prime Ins. Co.	642	1,015	1,452	1,266	488	198	4,419
St. Johns Ins. Co.	601	909	902	2,301	128	-	4,240
Edison Ins. Co.	424	760	854	901	511	1,118	4,144
Auto Club Ins. Co. of FL	272	490	686	1,164	804	959	4,103
Safepoint Ins. Co.	1,677	1,052	755	970	658	335	3,770
Tower Hill Signature Ins. Co.	482	610	754	1,232	810	342	3,748
Avatar P&C Ins. Co.	855	921	992	1,081	218	-	3,212
Olympus Ins. Co.	425	571	639	843	493	253	2,799
TypTap Ins. Co.	29	8	107	501	629	1,007	2,252
Castle Key Ins. Co.	336	521	439	504	439	232	2,135
Tower Hill Preferred Ins. Co.	318	457	465	476	372	276	2,046
Universal Ins. Co. of NA	554	593	466	557	289	105	2,010
Castle Key Indemnity Co.	123	248	292	295	389	547	1,771
Progressive Property Ins. Co.	283	614	448	387	159	101	1,709
American Strategic Ins. Corp.	363	477	312	312	274	316	1,691
Southern Oak Ins. Co.	457	379	271	333	252	315	1,550
American Traditions Ins. Co.	278	228	192	324	362	279	1,385
Anchor P&C Ins. Co.	979	687	454	188	53	2	1,384
Florida Farm Bureau Cas. Ins. Co.	95	154	220	256	193	389	1,212
First 34 Total	43,575	44,253	43,485	59,836	46,533	33,732	227,839
Grand Total	46,234	47,344	46,729	62,788	48,125	36,639	241,625

 *68 Carriers Used in Grand Total - **Public Information Obtained From the FL DFS

Suits Served Ranked by Total Suits

Last 5 Years (Through Q3) – Final 34 Carriers

Company	2018 Total	2019 Total	2020 Total	2021 Total	2022 Total	2023 Total	5-Year Total
Cypress P&C Ins. Co.	155	170	255	267	251	252	1,195
Gulfstream P&C Ins. Co.	277	443	271	384	-	-	1,098
Kin Interinsurance Network	-	-	4	61	149	812	1,026
Safe Harbor Ins. Co.	104	257	253	210	113	84	917
Centauri Specialty Ins. Co.	159	129	182	279	189	131	910
Capitol Preferred Ins. Co.	171	290	595	11	-	-	896
Tower Hill Select Ins. Co.	305	323	325	218	23	-	889
First Floridian Auto/Home Ins. Co.	107	121	193	188	168	142	812
First Community Ins. Co.	181	153	153	214	134	99	753
Nationwide Ins. Co. of FL	128	139	147	157	95	78	616
Monarch National Ins. Co.	130	87	76	108	51	250	572
Omega Ins. Co.	106	214	193	104	28	1	540
Slide Insurance Company	-	-	-	-	26	471	497
ASI Assurance Corp.	136	193	128	101	43	28	493
Lighthouse P&C Corp.	-	-	50	225	77	2	354
American Coastal Ins. Co.	54	96	52	92	48	39	327
Prepared Ins. Co.	210	214	108	-	-	-	322
Tower Hill Insurance Exchange	-	-	-	-	-	300	300
Florida Family Ins. Co.	58	83	54	73	38	29	277
Weston Ins. Co.	81	42	34	78	44	-	198
US Coastal P&C Ins. Co.	-	-	29	41	19	28	117
American Capital Assur. Corp.	9	31	51	29	-	-	111
Stillwater P&C Ins. Co.	43	16	13	26	23	15	93
Modern USA Ins. Co.	212	50	11	5	-	-	66
Privilege UW Recip. Exchange	2	10	10	22	11	13	66
Vyrd Insurance Company	-	-	-	-	-	66	66
American Platinum P&C Ins. Co.	23	12	15	8	9	18	62
Capacity Ins. Co.	-	-	18	7	16	19	60
Vault Recip. Exchange	-	-	5	16	19	15	55
American Modern Ins. Co. of FL	4	8	5	8	8	6	35
ASI Home Ins. Corp.	4	10	10	6	5	-	31
Maison Ins. Co.	-	-	4	14	5	-	23
Trusted Resource Underwriters Exchange	-	-	-	-	-	5	5
American Mobile Insurance Exchange	-	-	-	-	-	4	4
Final 34 Total	2,659	3,091	3,244	2,952	1,592	2,907	13,786
Grand Total	46,234	47,344	46,729	62,788	48,125	36,639	241,625

 GuyCarpenter *68 Carriers Used in Grand Total - **Public Information Obtained From the FL DFS

Suits Served w/ AOB as a % of Total Suits Served

5-Year (Through Q3)

FL Carriers				
Year	Suits with AOB	Suits Without AOB	Total Suits	% of Suits w/ AOB
2018	12,112	34,122	46,234	26.2%
2019	20,833	26,511	47,344	44.0%
2020	11,001	35,728	46,729	23.5%
2021	11,192	51,596	62,788	17.8%
2022	16,898	31,227	48,125	35.1%
2023	5,129	31,510	36,639	14.0%

FL Carriers Ranked by Suits Served w/ AOB

5-Year (Through Q3) – Top 20

COMPANY	2018 Total AOB	2019 Total AOB	2020 Total AOB	2021 Total AOB	2022 Total AOB	2023 Total AOB	5-Year Total	Total Suits 5-Year	% of Suits w/ AOB
Citizens Property Ins. Corp.	2,610	3,303	1,456	1,606	4,302	1,576	12,243	38,825	31.5%
Universal P&C Ins. Co.	2,730	2,814	1,005	1,189	2,347	522	7,877	33,298	23.7%
American Integrity Ins. Co.	356	775	465	555	697	249	2,741	13,711	20.0%
Heritage P&C Ins. Co.	525	1,230	676	537	754	173	3,370	13,366	25.2%
State Farm FL Ins. Co.	247	645	381	394	934	347	2,701	12,451	21.7%
United P&C Ins. Co.	501	1,185	796	674	781	112	3,548	11,943	29.7%
Security First Ins. Co.	464	968	619	473	783	155	2,998	10,421	28.8%
Homeowners Choice P&C Ins. Co.	452	522	239	246	311	105	1,423	6,182	23.0%
Florida Pen. Ins. Co.	463	725	368	278	205	61	1,637	6,152	26.6%
ASI Preferred Ins. Co.	100	321	141	209	389	112	1,172	5,778	20.3%
First Protective Ins. Co.	91	422	269	324	371	105	1,491	5,705	26.1%
People's Trust Ins. Co.	286	484	297	266	436	247	1,730	5,676	30.5%
FedNat Ins. Co.	141	704	299	311	309	-	1,623	5,429	29.9%
Family Security Ins. Co.	3	51	94	265	339	-	749	4,832	15.5%
Souther Fidelity Ins. Co.	97	333	213	332	371	-	1,249	4,490	27.8%
Tower Hill Prime Ins. Co.	178	496	315	223	128	14	1,176	4,419	26.6%
St. Johns Ins. Co.	145	428	256	254	36	-	974	4,240	23.0%
Edison Ins. Co.	88	349	205	197	164	48	963	4,144	23.2%
Auto Club Ins. Co. of FL	130	350	424	669	584	464	2,491	4,103	60.7%
Safepoint Ins. Co.	406	422	139	173	267	66	1,067	3,770	28.3%



A business of Marsh McLennan



Guy Carpenter & Company, LLC is a global leader in providing risk and reinsurance intermediary services. Guy Carpenter is wholly owned subsidiaries of Marsh & McLennan Companies (NYSE: MMC), a global team of professional services companies offering clients advice and solutions in the areas of risk, strategy and human capital. Marsh & McLennan Companies is also the parent company of Marsh, a global leader in insurance broking and risk management; and Mercer, a global leader in human resource consulting and related services.

Guy Carpenter provides this report for general information only. The information contained herein is based on sources we believe reliable, but we do not guarantee its accuracy, and it should be understood to be general insurance/reinsurance information only. We make no representations or warranties, express or implied. The information is not intended to be taken as advice with respect to any individual situation and cannot be relied upon as such. Please consult your insurance/reinsurance advisors with respect to individual coverage issues.

Statements concerning tax, accounting, legal or regulatory matters should be understood to be general observations based solely on our experience as reinsurance brokers and risk consultants, and may not be relied upon as tax, accounting, legal or regulatory advice, which we are not authorized to provide. All such matters should be reviewed with your own qualified advisors in these areas.

Readers are cautioned not to place undue reliance on any historical, current or forward-looking statements. We undertake no obligation to update or revise publicly any historical, current or forward-looking statements, whether as a result of new information, research, future events or otherwise.

We are committed to adhering to antitrust laws and caution all recipients that this report is intended solely to provide general industry knowledge. Under no circumstances shall it be used as a means for representatives of competing companies, and/or firms, to reach any understanding whatsoever, whether it be about specific pricing of specific products, if particular products should be marketed to the public, or the terms under which products are marketed.

We undertake to keep confidential all information concerning the business and affairs of our clients that may be obtained or received as a result of interaction with such clients. We will not, without the client's prior written consent (such consent not to be unreasonably withheld or delayed), disclose such information, in whole or in part, to any other person other than our affiliates, employees, agents, professional advisers, or sub-contractors involved in the provision or receipt of (re)insurance brokerage services, consulting services, or in accordance with normal (re)insurance broking practice to (re)insurers and their agents. The provisions of this paragraph will not apply to the information to the extent that it is (i) already lawfully in our possession on the date of its disclosure; (ii) in the public domain other than as a result of a breach of our obligation; or (iii) required to be disclosed pursuant to legal, or regulatory requirements. We may use for our own internal purposes, and include and disclose to third parties, on an anonymous and aggregate basis, information relating to (re)insurance transactions in benchmarking, modelling and other analytics offerings derived from such information.

This report or any portion of the information it contains may not be copied or reproduced in any form without our permission.

The trademarks and service marks contained herein are the property of their respective owners.

© 2021 Guy Carpenter & Company, LLC

A business of Marsh McLennan



GC Analytics® Disclaimer(s)

The data and analysis provided by Guy Carpenter herein or in connection herewith are provided "as is", without warranty of any kind whether express or implied. The analysis is based upon data provided by the company or obtained from external sources, the accuracy of which has not been independently verified by Guy Carpenter. Neither Guy Carpenter, its affiliates nor their officers, directors, agents, modelers, or subcontractors (collectively, "Providers") guarantee or warrant the correctness, completeness, currentness, merchantability, or fitness for a particular purpose of such data and analysis. The data and analysis is intended to be used solely for the purpose of the company internal evaluation and the company shall not disclose the analysis to any third party, except its reinsurers, auditors, rating agencies and regulators, without Guy Carpenter's prior written consent. In the event that the company discloses the data and analysis or any portion thereof, to any permissible third party, the company shall adopt the data and analysis as its own. In no event will any Provider be liable for loss of profits or any other indirect, special, incidental and/or consequential damage of any kind howsoever incurred or designated, arising from any use of the data and analysis provided herein or in connection herewith.

Statements or analysis concerning or incorporating tax, accounting or legal matters should be understood to be general observations or applications based solely on our experience as reinsurance brokers and risk consultants and may not be relied upon as tax, accounting or legal advice, which we are not authorized to provide. All such matters should be reviewed with the client's own qualified advisors in these areas.

There are many limitations on actuarial analyses, including uncertainty in the estimates and reliance on data. We will provide additional information regarding these limitations upon request.

As with any actuarial analysis, the results presented herein are subject to significant variability. While these estimates represent our best professional judgment, it is probable that the actual results will differ from those projected. The degree of such variability could be substantial and could be in either direction from our estimates.

A business of Marsh McLennan